

Today we will be using a itajime shibori dyeing technique with synthetic indigo dye.


Shibori is a Japanese word used to describe a variety of manual resist techniques which create patterns on fabric.

Itajime is the technique which involves folding, clamping and binding the fabric which results in repeat patterns on the dyed fabric.


Indigo is one of the oldest dyes used for coloring fabrics, it was the dye for the blue coats of the American Revolution and is still used today to color bluejeans. Indigo dye comes from a plant. The indigo is insoluble in water and must be processed to a liquid state with the oxygen removed so that it will penetrate the fibers of the fabric. In the reduced state the dye liquid is yellow-green. When the fabric is removed from the dye vat and the indigo reacts to the oxygen the fabric will begin to turn blue.

PATTERN IDEAS

BASIC ACCORDIAN FOLD: This simple back and forth fold, when clamped with wood blocks, shapes or sticks, will give you a wide variety of patterns.

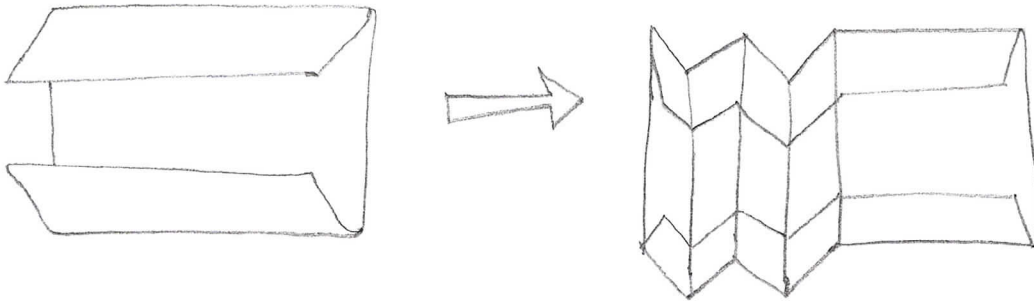


For another effect, use rubber bands around the folded fabric.

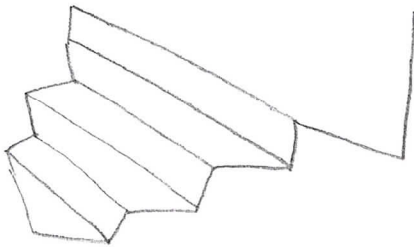


Additional ideas:

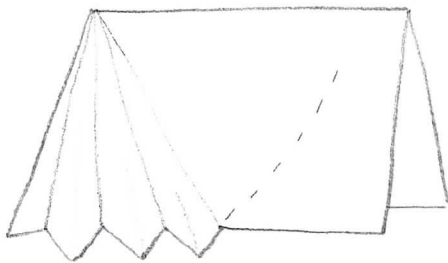
Fold into thirds and then do an accordion fold.



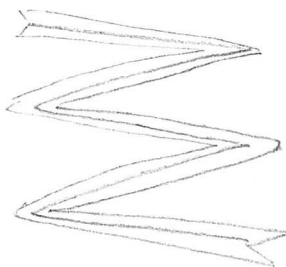
Start your accordion fold from a corner.



Pivot the folding from a specific point, as in making a fan.



After accordion folding into a strip, fold the strip back and forth.



After accordion folding into a strip, fold the fabric into triangles, as if folding a flag.

