


Draw a Mermaid Silhouette Step-by-Step



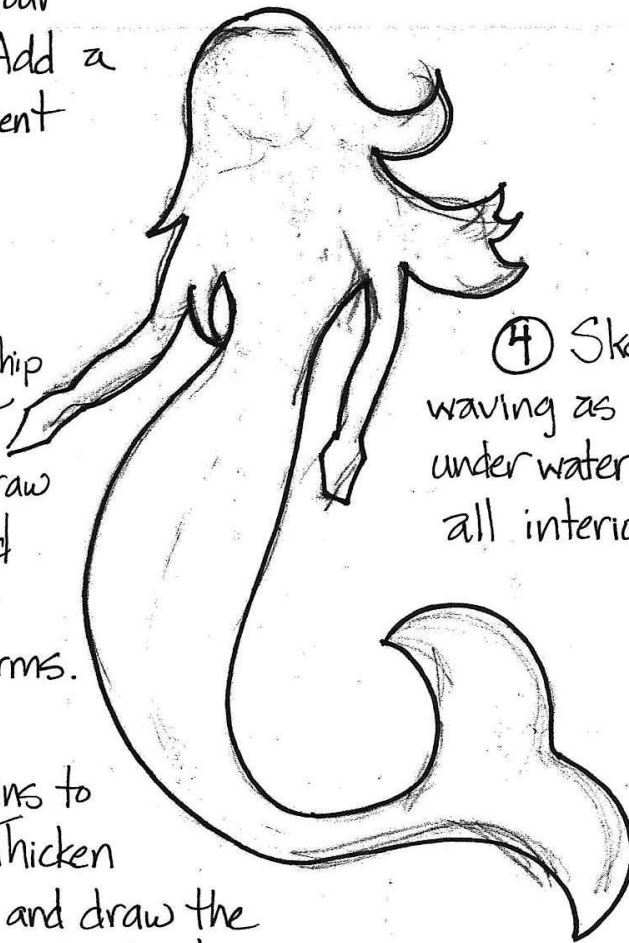
① Draw a nice smooth curve the height of your mermaid. Add a hip placement line.




② Above the hip add a waist line and draw the tail. Add guidelines for shoulders & arms.



③ Add fins to the tail. Thicken the arms and draw the torso. Draw a head.



④ Sketch hair waving as if it is under water. Erase all interior lines.



Julie Mader
VISUAL & TEACHING ARTIST